



INSTRUMENTARIUM

Express



Express

Digital imaging plate system



E Express. Perfect image. So simple.



- ✓ **Superb results. Fast.**
- ✓ **Smooth workflow**
- ✓ **All-in-one system**
- ✓ **A safe investment**

Superb results. Fast.

The Express sets the standard in imaging speed. The entire process from reading to erasing is so quick that imaging plates can be unbagged and fed continuously without waiting between images.

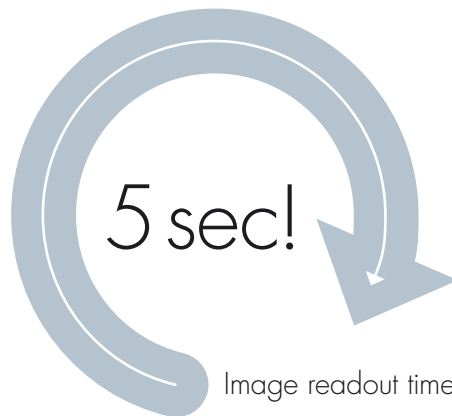
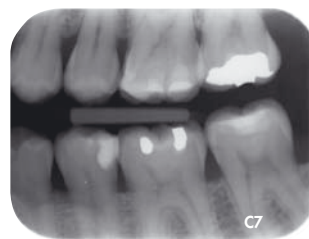


Image readout time:

Size	Seconds
0	3 – 5
1	4 – 6
2	4 – 6
3	5 – 8

Imaging plates have a very wide dynamic range. There are no accidental under or over exposures. Images are automatically processed to bring forth the required diagnostic information. The Express provides superb, consistent clinical results. The system is compatible with both AC and DC X-ray units.



S Smooth workflow

Image preview

The state-of-the-art display shows a preview of each image, allowing you to instantly verify the correct patient positioning. In a network environment the display also indicates the receiving workstation ID.

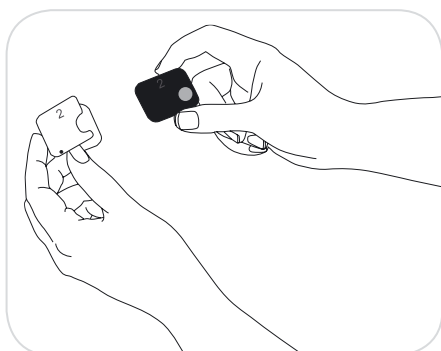
Plates immediately ready for re-use

The Express automatically erases imaging plates after image readout. Imaging plates are ready for immediate reuse.

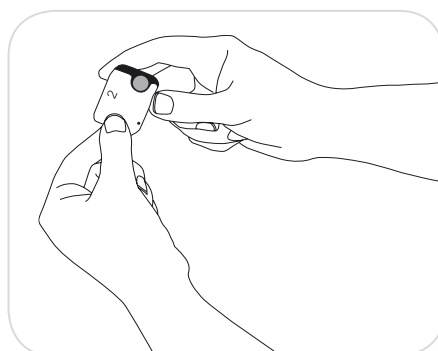


Simple workflow with accessories


1



2



3



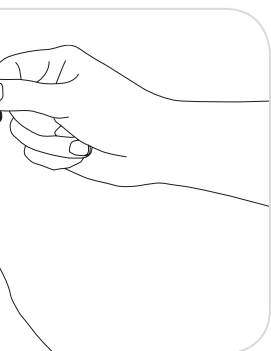


No need to touch

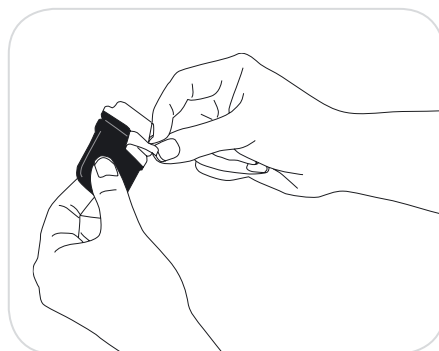
The Express keeps you focused on your patient and ensures complete hygiene. The system automatically prepares itself for capturing an image when you approach it with the imaging plate. No buttons need to be touched!

Guided Plate Feed (GPF) function

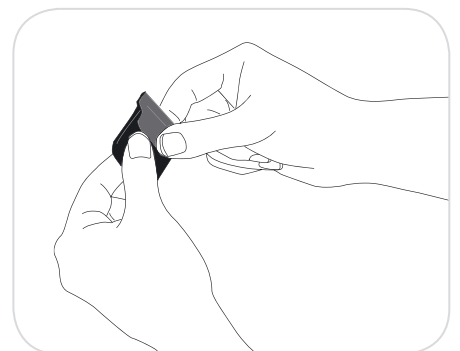
The system actively guides the user to insert imaging plates with the right orientation and indicates if the user tries to insert them incorrectly. There is no risk of lost or low-quality images due to incorrect feeding of imaging plates.



4

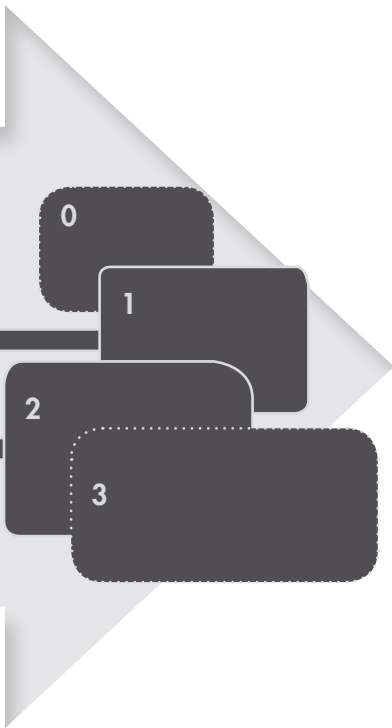


5



All-in-one system

The Express comes with intraoral imaging plate sizes from size 0 to size 3. All types of patients and anatomies can be successfully imaged with the system. Size 0 plates are particularly convenient with children, and size 3 plates provide a longer view in bitewing imaging.



- ✓ Thin, flexible imaging plates
- ✓ 100% active area
- ✓ No cables
- ✓ Plates compatible with film holders

Full set of accessories

size 0

22 x 31 mm
550 x 775 pixels
833 KB

size 1

24 x 40 mm
600 x 1000 pixels
1.17 MB

size 2

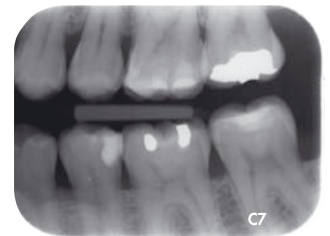
31 x 41 mm
775 x 1025 pixels
1.55 MB

size 3

27 x 54 mm
675 x 1350 pixels
1.78 MB

Patented iDot system

Avoid retakes with the unique iDot marking system. The iDot marking enables one to trace back which imaging plate was used to capture a specific image. Damaged plates can be effortlessly identified and replaced.



Accessories

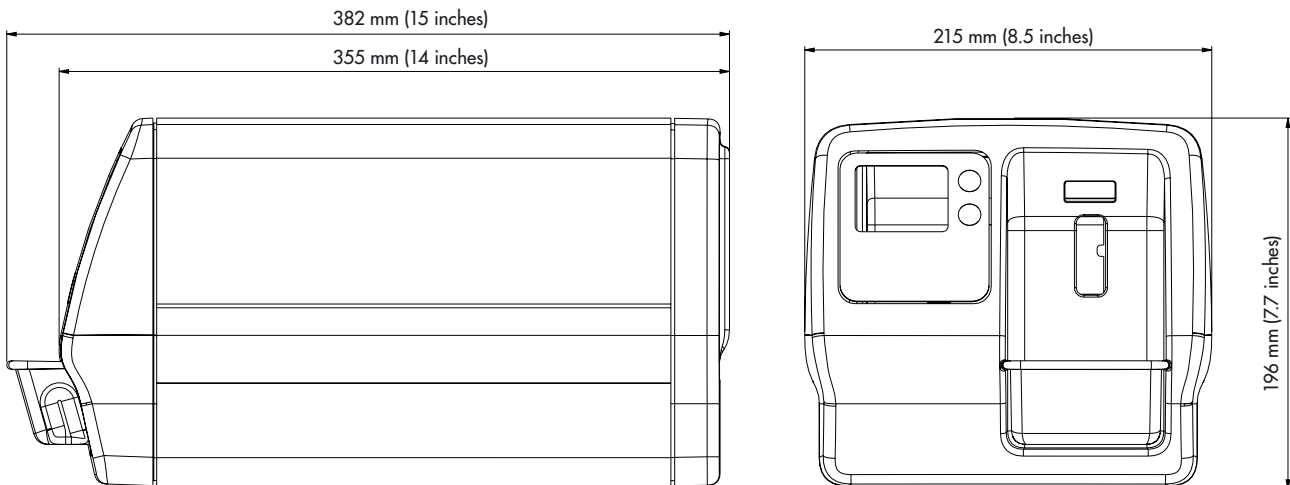
- Imaging plates
- Protective covers
- Hygiene bags
- Imaging plate storage box
- Wall mount kit
- Plates compatible with film holders



T Technical specifications

Bit depth	14 (16 384 shades of gray)
Pixel size	35 μm (resolution optimized), 64 μm (contrast optimized)
Resolution	14.3 line pairs / mm
Readout time	4.3 – 7.5 seconds
Connection	Ethernet 1 Gb compliant
Dimensions (H x W x D)	196 mm x 215 mm x 382 mm (7.7 x 8.5 x 15 inches)
Weight	10.3 kg (22.7 lbs)
Line voltage	100 – 240 V, 50/60 Hz
Operating current	Less than 1.3 A
Operating environment	+10°C – +40°C, 30 – 90 RH%, 700 – 1060 hPa

Main dimensions



A safe investment

S Scratch-resistant imaging plates

The Express utilizes the latest know-how in imaging plate technology. The imaging plates are very scratch resistant and provide high quality diagnostic results time and time again.

A cost-efficient system

The system communicates via the local area network, and it is not tied to a specific PC as USB-connected systems are. Up to 8 workstations can share one Express over the network, offering a very cost-effective imaging solution for practices with multiple operatories.

F Flexible placement at the office

The Express is very compact. In addition to the desktop, it can be placed into a cabinet, on the wall or under the desktop.

E Experience at your service

As all Instrumentarium Dental products, the Express has been designed with great attention to detail. The system will provide you with years of high quality diagnostic results. Choose the Express and you will not need to look back!





INSTRUMENTARIUM DENTAL develops, manufactures and markets high-tech systems and solutions for dental and maxillo-facial imaging. We work in close co-operation with dental professionals, universities and other research centers in our quest to develop solutions that will meet and exceed the expectations of our customers. As the establisher of panoramic X-ray imaging we are committed to providing high clinical performance while still maintaining simplicity, ease of use and workflow efficiency.

The Instrumentarium Dental product portfolio consists of a full range of premium quality imaging solutions for both intraoral and extraoral imaging. For more detailed information about our products please visit www.instrumentariumdental.com.

Instrumentarium Dental reserves the right to make changes to specifications and features shown herein, or to discontinue the product described at any time without notice or obligation. Contact your Instrumentarium Dental representative for the most current information. CE marked according to Medical Device Directive (NB 0537). Electrical safety according to IEC 60601-1. Operations comply with ISO 13485:2003, ISO 9001:2000, and ISO 14001:2004.

www.instrumentariumdental.com

Headquarters

Instrumentarium Dental
Nahkelantie 160
P.O.Box 20
FI-04301 Tuusula
Finland
Tel. +358 10 270 2000
Fax +358 10 270 2230

Americas

Instrumentarium Dental Inc.
300 West Edgerton Avenue
Milwaukee, Wisconsin 53207
U.S.A
Tel. +1 414 747 1030, 800 558 6120
Fax +1 414 481 8665

Germany

Instrumentarium Dental GmbH
Schutterstrasse 12
77746 Schutterwald
Germany
Tel. +49 781 28 41 980
Fax +49 781 28 41 9830

France

Instrumentarium Dental S.A.R.L.
P.A. des Petits Carreaux
12 Avenue des Coquelicots
94385 BONNEUIL sur MARNE Cedex, France
Tel. +33 1 41 94 16 10
Fax +33 1 43 77 24 90

Italy

Instrumentarium Dental S.R.L.
Via Forlanini 71,
20033 Desio (MI)
Italy
Tel. +39 0362 331 191
Fax +39 0362 300 067

© 2009 Instrumentarium Dental
203696-1